



INTRODUCTION

Since inception, Wintech has been committed to manufacturing ergonomically designed contemporary steel office furniture. We have been widely recognized for our products of unparalleled quality and precision.

CONTENTS

02 – 13
Company Profile

16 – 28
Standard Storage

29 – 38
W Series Storage

39 - 43
I Series Storage

44 – 59
Mobile Compactor System



ABOUT US

Great environment nurtures great talents. For this, every product of Wintech emphasizes on the improvement of workplace environment and space optimization. On top of that, our state-of-the-art technology, as well as continuous research and development efforts, fuels our constant success as the manufacturer of metal-fabricated furnishings.



Mission Statement

We at WİNTECH®, strives to be a conscientious reliable fabricator achieving the highest standard and excellence in metal fabrication needs, rapid in work nature and timely delivery by understanding and responding to ideas and desires from its clients for competitive products, reduce cost and committing its total resources to the realization and satisfaction without any compromise of quality together with our client supports, confidence and commitment.

Quality Policy

We aim continuously to establish ourselves as a manufacturer recognized for the ability to produce products that are manufactured according to the highest quality standards and precision, with investment in sophisticated machinery to ensure continuously improvement in our ability to meet today's stringent requirement and complying to our client quality requirements.

Mission Statement

After a decade of thriving in the industry, WİNTECH is now synonymous for high quality steel office furniture. The key to our success lies in our commitment to consistently invest in clever product designs and development projects, all of which are used to upgrade our sophisticated computerized machineries and nurture human talent.

Besides manufacturing standard office furniture, WİNTECH also specializes in customizing metal-fabricated furnishings. Today, WİNTECH is not only producing beautiful, high quality furniture but is also doing so at competitive prices.



The external view of our current factory

OUR FACILITIES

With our full-fledged machineries and technology, we have the capacity to provide all-in-one services encompassing design, development, fabrication, assembly as well as surface finishing of parts and components.







OUR SERVICES

| **Surface Treatment**
Powder Coating

OUR SERVICES

| **Quality Control and
Sophisticated Packing System**

CERTIFICATIONS & AWARDS

ISO Certificate

ISO 9001 : 2008



Test Certificate

Mobile Compactor Mechanical
(BS - 4875 - 7 : 2006)
(BS - 4875 - 8 : 1998)



Mobile Pedestal Cabinet
ANSI / BIFMA X 5.9-2012



Industrial Design Certificate for Mobile Compactor

Certificate of Registration of An Industrial Design



Winner of The Golden Bull Award
15th Golden Bull Awards - 2017 Outstanding SMEs



Other Awards

Winner of Product Excellence Award
Malaysian Furniture Leadership Awards (MFLA) 2010



Winner of Rising Star Award
Malaysian Furniture Leadership Awards (MFLA) 2010



The I Series has 5 available handle colours to match your designs. As part of our premium line, they bear a similar silhouette, while bringing their own brand of personality to any layout. Created out of SPCC Cold Rolled Steel (like the rest of our premium line), means that you get a durable product that magnets also work on! Designed for efficient use of space, the I Series brings a stylish and functional solution to the office.



PM006L STOCK **PM006R** STOCK

DESC : CADDY WITH OPEN SHELF
 DIMENSION : 900(W) X 500(D) X 600(H)
 PACKING DIM : 920 X 520 X 620
 WEIGHT / VOL : 35 KG / 0.30 M³



PM007L STOCK **PM007R** STOCK

DESC : CADDY WITH ABS TAMBOUR DOOR
 DIMENSION : 900(W) X 500(D) X 600(H)
 PACKING DIM : 920 X 520 X 620
 WEIGHT / VOL : 35 KG / 0.30 M³

FEATURES



Castor



Full Extension Ball Bearing Slide



COLORS



White





PM008 STOCK **BIFMA**
 DESC : MOBILE PEDESTAL CABINET - BF
 DIMENSION : 400(W) X 500(D) X 485(H)
 PACKING DIM : 425 X 525 X 515
 WEIGHT / VOL : 16 KG / 0.12 M³



PM001 STOCK **BIFMA**
 DESC : MOBILE PEDESTAL CABINET - BBF - 300WIDE
 DIMENSION : 300(W) X 500(D) X 600(H)
 PACKING DIM : 325 X 515 X 530
 WEIGHT / VOL : 17 KG / 0.11 M³



PM009 STOCK **BIFMA**
 DESC : MOBILE PEDESTAL CABINET - BBF
 DIMENSION : 400(W) X 500(D) X 600(H)
 PACKING DIM : 425 X 525 X 635
 WEIGHT / VOL : 19 KG / 0.14 M³



PM040 STOCK **BIFMA**
 DESC : I SERIES MOBILE PEDESTAL CABINET - BBF
 DIMENSION : 400(W) X 500(D) X 590(H)
 PACKING DIM : 425 X 525 X 630
 WEIGHT / VOL : 19 KG / 0.14 M³

COLORS



COLORS




FEATURES



Castor Full Extension Ball Bearing Slide Anti-Tilt Mechanism Pencil Tray

FEATURES



Castor Full Extension Ball Bearing Slide Anti-Tilt Mechanism Pencil Tray

MOBILE PEDESTAL CABINET TEST REPORT



Compliance Check Protocol No.: 1613025471 FVN 151607

Client: WINTECH METAL PROCESSING SDN BHD
Address: 180, JALAN 5, KOMPLEKS PERABOT OLAK LEMPIT, BANTING 42700, SELANGOR
Article: METAL CABINET STORAGE

Mechanical tests: Following ANSI/BIFMA X5.9-2012

General information:

Art. No.: J.
 Project No.: J.
 Delivered on: 10 November 2015
 Supplier: J.



Dimensions (mm):
 Height: 600
 Width: 400
 Depth: 500
 (Closed / Opened)
 Weight: 17.4 kg

Overall result: Considering remarks, the sample **complied** with the requirements of the test order (See following page/s for details).

Sample has been delivered: assembled with Assembly instruction
 in neutral packaging with Instruction for use

Ho Chi Minh City, 08 January 2015
 TÜV Rheinland Vietnam Co., Ltd.

Checked by:



Reviewed by:

Ngô Vũ Nguyễn
 Technical Manager – Hardlines

Thomas Schultz
 Laboratory Manager – Hardlines

This compliance check protocol consists of 6 pages. Except when otherwise approved / licensed by TÜV Rheinland Vietnam this compliance check protocol may only be published and used in unabbreviated original phrasing and form. This compliance check contains the result of one single examination of the individual test sample and does not represent any universally valid evaluation of the qualities of all products from serial production.

THS/WVNPTHNTKH
 TÜV Rheinland Vietnam - Hardlines Laboratory
 Quang Trung Software City
 Ground Floor, Block No.10, Street No.4
 Tan Chanh Hiep Ward, District 12
 Ho Chi Minh City, Vietnam

Page 1 of 6

This document has been electronically generated and is therefore without signature. Original stored in TÜV Rheinland Vietnam Co., Ltd.

Tel: +84 8 3715 4025
 Fax: +84 8 3715 4028
 Internet: www.tuv.com
 Email: hardlines@vn.tuv.com



Compliance Check Protocol No.: 1613025471 FVN 151607

Standard	P	F	Note
Clause 16	<input checked="" type="checkbox"/>	<input type="checkbox"/>	Remark 3
Clause 17	<input type="checkbox"/>	<input type="checkbox"/>	N/A (No door)
Clause 18	<input type="checkbox"/>	<input type="checkbox"/>	N/A (No Clothes rail)
Clause 19	<input type="checkbox"/>	<input type="checkbox"/>	N/A (No Television/ Video Display Terminal Surfaces)
Clause 20	<input checked="" type="checkbox"/>	<input type="checkbox"/>	-
Overall result	<input checked="" type="checkbox"/>	<input type="checkbox"/>	

Abbreviations: P = passed, F = failed, N/A = not applicable, N/P = not performed, N/R = not requested

Objection:

None

Remarks:

1. After Movement Durability Test for Mobile Storage Units, the plastic castors were found slightly worn (See picture 1). No loss of service ability has been found on the castors.
2. After Extendible Element Retention Impact and Durability (Out Stop) test and Cycle test for Extendible Elements Deeper than Wide that Do Not Swivel, the supporting castor of bottom drawer was found slightly worn (See picture 2). No loss of service ability has been found on the supporting castor.
3. During Force Test for Extendible Element Locks and Interlock Strength Test, when drawers were locked and applied required force, the drawers at left side (without locking mechanism) were out of position around 20 mm, while at right side (with locking mechanism) the drawers still remain in the locked position. After the test, no loss of service ability has been found on the locking mechanism and interlock system, this has been considered accepted.
4. After Locking Mechanism Cycle Test, the key was found slightly stuck when inserted into the lock and locking mechanism was slightly stuck when operating. Main function of the locking mechanism was still maintained and no loss of service ability has been found.
5. The sample has been delivered built-on.

Page 4 of 6

This document has been electronically generated and is therefore without signature. Original stored in TÜV Rheinland Vietnam Co., Ltd.



PM003

DESC : W SERIES LATERAL FILING CABINET 2 DRAWERS
 DIMENSION : 900(W) X 480(D) X 700(H)
 PACKING DIM : 940 X 490 X 740
 WEIGHT / VOL : 44 KG / 0.36 M³



PM004

DESC : W SERIES LATERAL FILING CABINET 3 DRAWERS
 DIMENSION : 900(W) X 480(D) X 1000(H)
 PACKING DIM : 940 X 490 X 1040
 WEIGHT / VOL : 59 KG / 0.51 M³



PM005

DESC : W SERIES LATERAL FILING CABINET 4 DRAWERS
 DIMENSION : 900(W) X 480(D) X 1300(H)
 PACKING DIM : 940 X 490 X 1340
 WEIGHT / VOL : 80 KG / 0.66 M³



W Series swing door cupboard range is an adaptable and functional storage option for a variety of application, stylish and economical storage solution.

900 WIDE

PM058

DESC : W SERIES SWING DOOR CUPBOARD - 700
 DIMENSION : 900(W) X 480(D) X 700(H)
 NO OF SHELF : 1
 PACKING DIM : 940 X 490 X 740
 WEIGHT / VOL : 30 KG / 0.36 M³

PM059

DESC : W SERIES SWING DOOR CUPBOARD - 1000
 DIMENSION : 900(W) X 480(D) X 1000(H)
 NO OF SHELF : 1
 PACKING DIM : 940 X 490 X 1040
 WEIGHT / VOL : 42 KG / 0.50 M³

PM060

DESC : W SERIES SWING DOOR CUPBOARD - 1200
 DIMENSION : 900(W) X 480(D) X 1200(H)
 NO OF SHELF : 1
 PACKING DIM : 940 X 490 X 1240
 WEIGHT / VOL : 47 KG / 0.58 M³

PM061

DESC : W SERIES SWING DOOR CUPBOARD - 1300
 DIMENSION : 900(W) X 480(D) X 1300(H)
 NO OF SHELF : 2
 PACKING DIM : 940 X 490 X 1340
 WEIGHT / VOL : 49 KG / 0.64 M³

PM062

DESC : W SERIES SWING DOOR CUPBOARD - 2000
 DIMENSION : 900(W) X 480(D) X 2000(H)
 NO OF SHELF : 2
 PACKING DIM : 940 X 490 X 2040
 WEIGHT / VOL : 68 KG / 0.99 M³



COLORS



COLORS



FEATURES



Anti-Tilt Mechanism



Full Extension Ball Bearing Slide

FEATURES



Soft-close Hange



W Series tambour door cupboard range is an adaptable and functional storage option for a variety of application. With receding doors that leave office walkways unobstructed, this is a clever, stylish and economical storage solution.

The tambour door cupboard comes with standard white ABS slats that are practical, economical, smooth sliding and lockable.

900 WIDE

1200 WIDE

PM010

DESC : PREMIUM ABS TAMBOUR DOOR CUPBOARD - 630
 DIMENSION : 900(W) X 480(D) X 630(H)
 NO OF SHELF : 1
 PACKING DIM : 940 X 490 X 670
 WEIGHT / VOL : 25 KG / 0.11 M³

PM011

DESC : PREMIUM ABS TAMBOUR DOOR CUPBOARD - 700
 DIMENSION : 900(W) X 480(D) X 700(H)
 NO OF SHELF : 1
 PACKING DIM : 940 X 490 X 740
 WEIGHT / VOL : 27 KG / 0.11 M³

PM017

DESC : PREMIUM ABS TAMBOUR DOOR CUPBOARD - 630
 DIMENSION : 1200(W) X 480(D) X 630(H)
 NO OF SHELF : 1
 PACKING DIM : 1240 X 490 X 670
 WEIGHT / VOL : 30 KG / 0.12 M³

PM018

DESC : PREMIUM ABS TAMBOUR DOOR CUPBOARD - 700
 DIMENSION : 1200(W) X 480(D) X 700(H)
 NO OF SHELF : 1
 PACKING DIM : 1240 X 490 X 740
 WEIGHT / VOL : 32 KG / 0.13 M³

PM012

DESC : PREMIUM ABS TAMBOUR DOOR CUPBOARD - 900
 DIMENSION : 900(W) X 480(D) X 900(H)
 NO OF SHELF : 1
 PACKING DIM : 940 X 490 X 940
 WEIGHT / VOL : 30 KG / 0.11 M³

PM013

DESC : PREMIUM ABS TAMBOUR DOOR CUPBOARD - 1000
 DIMENSION : 900(W) X 480(D) X 1000(H)
 NO OF SHELF : 2
 PACKING DIM : 940 X 490 X 1040
 WEIGHT / VOL : 33 KG / 0.12 M³

PM019

DESC : PREMIUM ABS TAMBOUR DOOR CUPBOARD - 900
 DIMENSION : 1200(W) X 480(D) X 900(H)
 NO OF SHELF : 1
 PACKING DIM : 1240 X 490 X 940
 WEIGHT / VOL : 35 KG / 0.14 M³

PM020

DESC : PREMIUM ABS TAMBOUR DOOR CUPBOARD - 1000
 DIMENSION : 1200(W) X 480(D) X 1000(H)
 NO OF SHELF : 2
 PACKING DIM : 1240 X 490 X 1040
 WEIGHT / VOL : 38 KG / 0.16 M³

PM014

DESC : PREMIUM ABS TAMBOUR DOOR CUPBOARD - 1200
 DIMENSION : 900(W) X 480(D) X 1200(H)
 NO OF SHELF : 2
 PACKING DIM : 940 X 490 X 1240
 WEIGHT / VOL : 40 KG / 0.14 M³

PM015

DESC : PREMIUM ABS TAMBOUR DOOR CUPBOARD - 1300
 DIMENSION : 900(W) X 480(D) X 1300(H)
 NO OF SHELF : 2
 PACKING DIM : 940 X 490 X 1340
 WEIGHT / VOL : 42 KG / 0.15 M³

PM021

DESC : PREMIUM ABS TAMBOUR DOOR CUPBOARD - 1200
 DIMENSION : 1200(W) X 480(D) X 1200(H)
 NO OF SHELF : 2
 PACKING DIM : 1240 X 490 X 1240
 WEIGHT / VOL : 45 KG / 0.18 M³

PM022

DESC : PREMIUM ABS TAMBOUR DOOR CUPBOARD - 1300
 DIMENSION : 1200(W) X 480(D) X 1300(H)
 NO OF SHELF : 2
 PACKING DIM : 1240 X 490 X 1340
 WEIGHT / VOL : 47 KG / 0.19 M³

PM016

DESC : PREMIUM ABS TAMBOUR DOOR CUPBOARD - 2000
 DIMENSION : 900(W) X 480(D) X 2000(H)
 NO OF SHELF : 4
 PACKING DIM :
 I. BOX 1 : 170 X 500 X 2020
 II. BOX 2 : 230 X 500 X 920
 WEIGHT / VOL : 74 KG / 0.28 M³

PM023

DESC : PREMIUM ABS TAMBOUR DOOR CUPBOARD - 2000
 DIMENSION : 1200(W) X 480(D) X 2000(H)
 NO OF SHELF : 4
 PACKING DIM : 1240 X 490 X 2040
 WEIGHT / VOL : 65 KG / 0.29 M³

W Series tambour door cupboard is also available in a premium model with Aluminium slats that are not only more rigid and secure than the standard slats, but can be color matched exactly to the body of the unit.

W Series tambour door cupboard is also available in a premium model with Aluminium slats that are not only more rigid and secure than the standard slats, but can be color matched exactly to the body of the unit.

COLORS



ABS SLATS



COLORS



ABS SLATS



W Series tambour door cupboard range comes with a great range of durable and innovative accessories, designed to help maximise the efficiency of your storage.



PM024

DESC : SHELF DIVIDER
 DIMENSION : 85(W) X 115(D) X 210(H)
 PACKING : 10pcs/pack



PM025

DESC : SHELF 900 WIDE
 DIMENSION : 747(W) X 419(D) X 25(H)
 PACKING : 4pcs/pack

PM026

DESC : SHELF 1200 WIDE
 DIMENSION : 1047(W) X 419(D) X 25(H)
 PACKING : 4pcs/pack



PM029

DESC : DRAWER 900 WIDE
 DIMENSION : 740(W) X 366(D) X 123(H)

PM030

DESC : DRAWER 1200 WIDE
 DIMENSION : 1040(W) X 366(D) X 123(H)



PM027

DESC : DESK TOP 900 WIDE
 DIMENSION : 706(W) X 366(D) X 50(H)

PM028

DESC : DESK TOP 1200 WIDE
 DIMENSION : 1006(W) X 366(D) X 50(H)



PM031

DESC : LATERAL FRAME 900 WIDE
 DIMENSION : 744(W) X 420(D) X 106(H)

PM032

DESC : LATERAL FRAME 1200 WIDE
 DIMENSION : 1044(W) X 420(D) X 106(H)



PM041

DESCRIPTION : I SERIES SWING DOOR CUPBOARD - 700
 DIMENSION : 900(W) X 480(D) X 700(H) MM
 NO OF SHELF : 1
 PACKING DIM : 940 X 490 X 740
 WEIGHT / VOL : 30 KG / 0.36 M³

PM043

DESCRIPTION : I SERIES SWING DOOR CUPBOARD - 1200
 DIMENSION : 900(W) X 480(D) X 1200(H) MM
 NO OF SHELF : 2
 PACKING DIM : 940 X 490 X 1240
 WEIGHT / VOL : 47 KG / 0.58 M³

PM045

DESCRIPTION : I SERIES SWING DOOR CUPBOARD - 2000
 DIMENSION : 900(W) X 480(D) X 2000(H) MM
 NO OF SHELF : 4
 PACKING DIM : 940 X 490 X 2040
 WEIGHT / VOL : 68 KG / 0.99 M³



PM042

DESCRIPTION : I SERIES SWING DOOR CUPBOARD - 1000
 DIMENSION : 900(W) X 480(D) X 1000(H) MM
 NO OF SHELF : 2
 PACKING DIM : 940 X 490 X 1040
 WEIGHT / VOL : 42 KG / 0.50 M³

PM044

DESCRIPTION : I SERIES SWING DOOR CUPBOARD - 1300
 DIMENSION : 900(W) X 480(D) X 1300(H) MM
 NO OF SHELF : 2
 PACKING DIM : 940 X 490 X 1340
 WEIGHT / VOL : 49 KG / 0.64 M³

FEATURES



Soft-close Hange

COLORS



White



COLORS



White

HANDLE COLOUR



GREEN



BLUE



RED



WHITE



SILVER



COLORS



HANDLE COLOUR



PM055

DESCRIPTION : I SERIES PERSONAL STORAGE
1 COMPARTMENT
DIMENSION : 450(W) X 450(D) X 1500(H) MM
PACKING DIM : 490 X 490 X 1540
WEIGHT / VOL : 35 KG / 0.37 M³



PM056

DESCRIPTION : I SERIES PERSONAL STORAGE
2 COMPARTMENTS
DIMENSION : 450(W) X 450(D) X 1500(H) MM
PACKING DIM : 490 X 490 X 1540
WEIGHT / VOL : 37 KG / 0.37 M³



PM075

DESCRIPTION : I SERIES PERSONAL STORAGE
3 COMPARTMENTS
DIMENSION : 450(W) X 450(D) X 1500(H) MM
PACKING DIM : 490 X 490 X 1540
WEIGHT / VOL : 39 KG / 0.37 M³



PM057

DESCRIPTION : I SERIES PERSONAL STORAGE
4 COMPARTMENTS
DIMENSION : 450(W) X 450(D) X 1500(H) MM
PACKING DIM : 490 X 490 X 1540
WEIGHT / VOL : 53 KG / 0.44 M³

FEATURES



Combination Lock



Soft-close Hange



PM 033L / PM 033R

DESCRIPTION : TOWER UNIT
DIMENSION : 400(W) X 700(D) X 1300(H) MM
PACKING DIM : 440 X 740 X 1340
WEIGHT / VOL : 53 KG / 0.44 M³



(RIGHT)



PM 072L / PM 072R

DESCRIPTION : I SERIES TOWER UNIT
DIMENSION : 400(W) X 700(D) X 1300(H) MM
PACKING DIM : 440 X 740 X 1340
WEIGHT / VOL : 53 KG / 0.44 M³



(RIGHT)



COLORS



HANDLE COLOUR





White



PM073

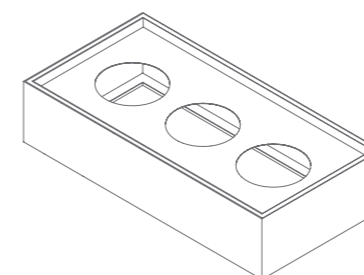
DESCRIPTION : PERFORATED SLIDING DOOR CUPBOARDS - 1600 WIDE
 DIMENSION : 1600(W) X 500(D) X 1200(H) MM
 NO OF SHELF : 4
 PACKING DIM : 1640 X 540 X 1240
 WEIGHT / VOL : 99 KG / 1.1 M³

PM074

DESCRIPTION : PERFORATED SLIDING DOOR CUPBOARDS - 1800 WIDE
 DIMENSION : 1800(W) X 500(D) X 1200(H) MM
 NO OF SHELF : 4
 PACKING DIM : 1840 X 540 X 1240
 WEIGHT / VOL : 119 KG / 1.23 M³

PLANTER BOX

The W Series Planter Box is a stylish and economical way to add greenery to your office, and is a stylish accompaniment to all the other items in the W Series storage range. The planters are supplied with plastic liner trays.



200mm High

PM 063

WIDTH : 900
 DEPTH : 450
 POT HOLES : 3
 HOLE DIA : 196MM
 PACKING DIM : 940 X 490 X 240
 WEIGHT / VOL : 9 KG / 0.12 M³

PM 064

WIDTH : 1200
 DEPTH : 450
 POT HOLES : 4
 HOLE DIA : 196MM
 PACKING DIM : 1240 X 490 X 240
 WEIGHT / VOL : 16 KG / 0.16 M³



300mm High

PM 065

WIDTH : 900
 DEPTH : 450
 POT HOLES : 3
 HOLE DIA : 196MM
 PACKING DIM : 940 X 490 X 340
 WEIGHT / VOL : 12 KG / 0.17 M³

PM 066

WIDTH : 1200
 DEPTH : 450
 POT HOLES : 4
 HOLE DIA : 196MM
 PACKING DIM : 1240 X 490 X 340
 WEIGHT / VOL : 19 KG / 0.22 M³

PERFORATED PLANTER

The W Series Perforated Planter Box adds an extra element of style to the W Series storage range. The planters are supplied with plastic liner trays.



200mm High

PM 067

WIDTH : 900
 DEPTH : 450
 POT HOLES : 3
 HOLE DIA : 196MM
 PACKING DIM : 940 X 490 X 240
 WEIGHT / VOL : 9 KG / 0.12 M³

PM 068

WIDTH : 1200
 DEPTH : 450
 POT HOLES : 4
 HOLE DIA : 196MM
 PACKING DIM : 1240 X 490 X 240
 WEIGHT / VOL : 16 KG / 0.16 M³



300mm High

PM 069

WIDTH : 900
 DEPTH : 450
 POT HOLES : 3
 HOLE DIA : 196MM
 PACKING DIM : 940 X 490 X 340
 WEIGHT / VOL : 12 KG / 0.17 M³

PM 070

WIDTH : 1200
 DEPTH : 450
 POT HOLES : 4
 HOLE DIA : 196MM
 PACKING DIM : 1240 X 490 X 340
 WEIGHT / VOL : 19 KG / 0.22 M³



White

MOBILE COMPACTOR SYSTEM

- MECHANICAL

Eloquently Maximizing Large Workspaces

LINING PLATFORM

Design to Perfection


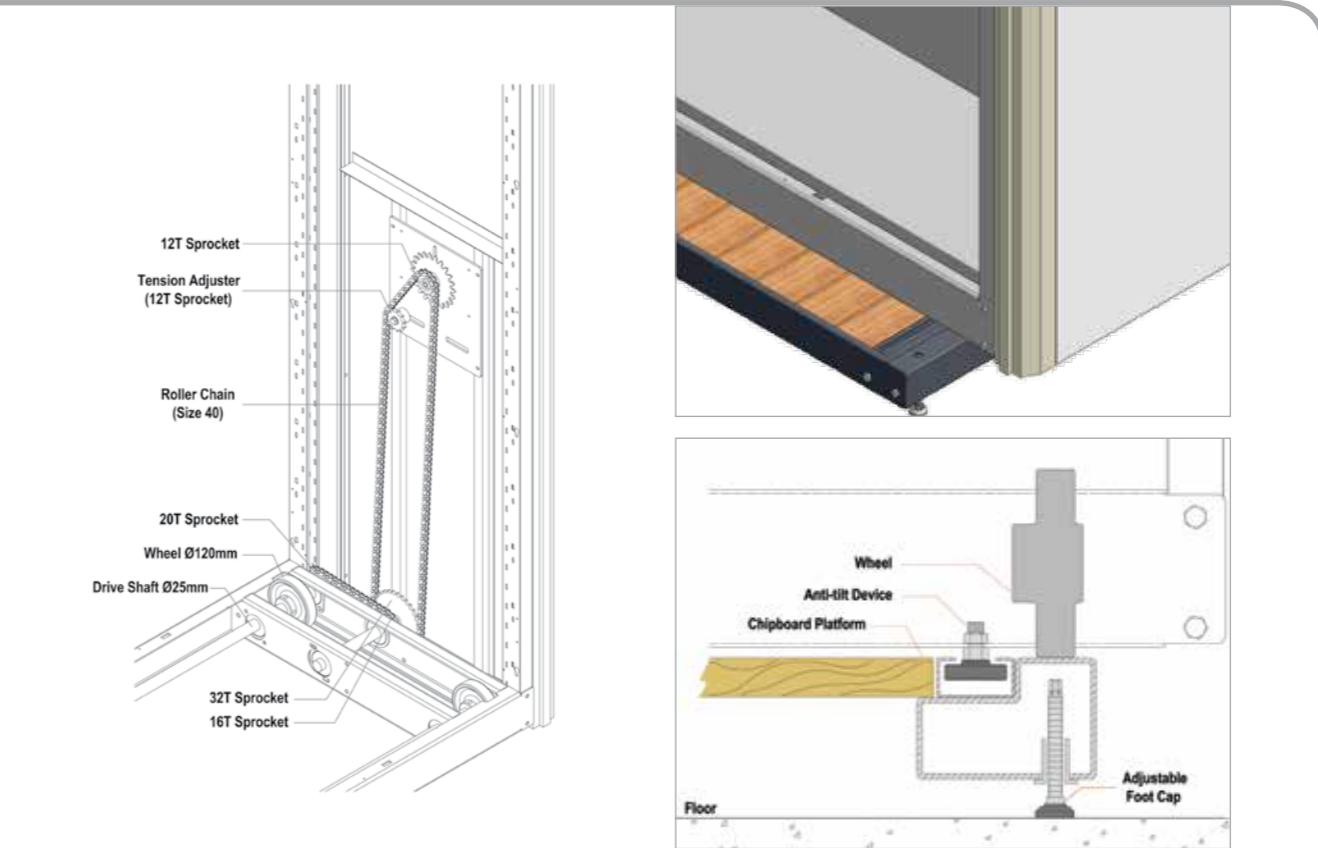
Thanks to our all-encompassing, extensive market research, we build the mobile compactors tailored to 21st century needs.

Our key strengths are:

- i. Platform with adjustable foot caps (no drilling or pre-leveling on the floor is needed)
- ii. Easy setup, assembling, leveling, and disassembly

INTRODUCTION

Our mechanical wheel type mobile compactor is designed using different gear ratio so that the cabinet can be moved by generally turning the handwheel. This design minimizes the power to move a large object. Besides, gears and roller chains have been tested for the firmness. This is the reason why we can vouch that our mobile compactor can move much smoother and quieter.



Mechanical Type

- Platform with adjustable foot caps (no drilling or pre-leveling on the floor is needed)
- Foot cap height adjusts up to 30mm
- Rails are made of 3mm cold rolled steel using laser cut process
- Pretreatment process including deionized water rinse followed by electrostatic polyester- epoxy powder coating as standard finish
- Industrial wheels - quiet & strong
- Standard in track anti-tilt mechanism
- The built-in safety locks for mechanical type cabinets are designed to safeguard users from being accidentally trapped in aisles
- Heavy duty iron die casting wheels with anti-rust zinc coating
- Close type front panel that avoids dust
- Central lock system

TYPES	SPECIFICATIONS
MATERIAL	Cold Rolled Steel
FINISH	Epoxy Powder Coating
SHELF SIZE	897(W) x 361(D) x 25(H)
NO. OF SHELF	4 pieces per bay
LOADING PER SHELF	70kg UDL
aisle size	780/ 800mm
MATERIAL THICKNESS	Back Panel : 0.7mm, Shelf : 0.7mm, Side Panel : 0.7mm, Base Frame : 2mm, Post : 1.5mm, Top Panel : 1.0mm, Front Panel : 0.8/ 1.0mm
RAIL WITH PLATFORM	Rail : 3mm Cold Rolled Steel with Laser Cut Process/ Complete with Adjustable Foot Cap, Platform : 18mm Chipboard
POST	C-Channel Post with Slots in 25mm increment
ANTI TILT MECHANISM	Nylon Guide D40mm
WHEEL	Iron Die Casting with Anti-rust Zinc Coating, Loading : 1000kg/ Wheel

FEATURES



Safety Lock



Adjustable Foot Cap



Smooth Anti-tilt



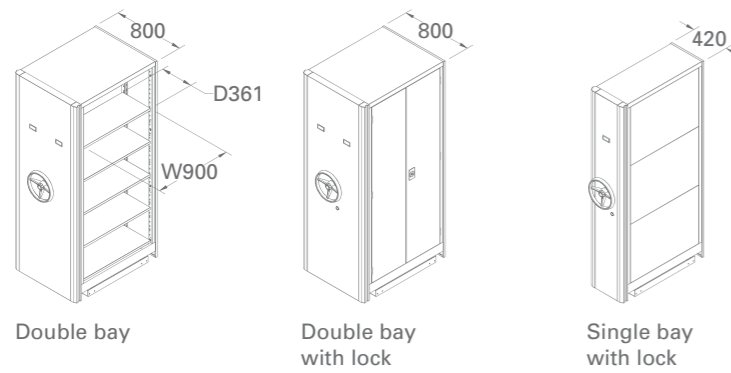
Central Lock

IDEAL FOR:

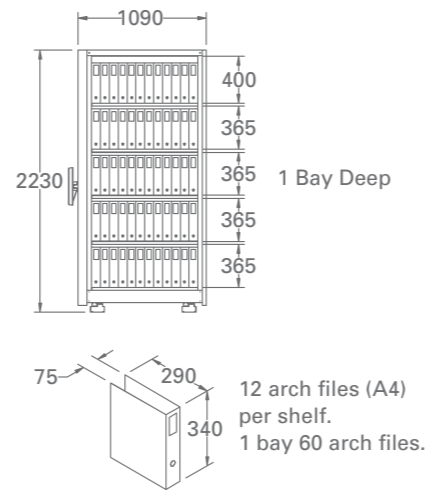
- Office Supplies
- Medical Supplies
- Backroom Inventory
- Sporting Goods
- Law Books
- Media
- Parts
- Tools

TECHNICAL INFORMATIONS

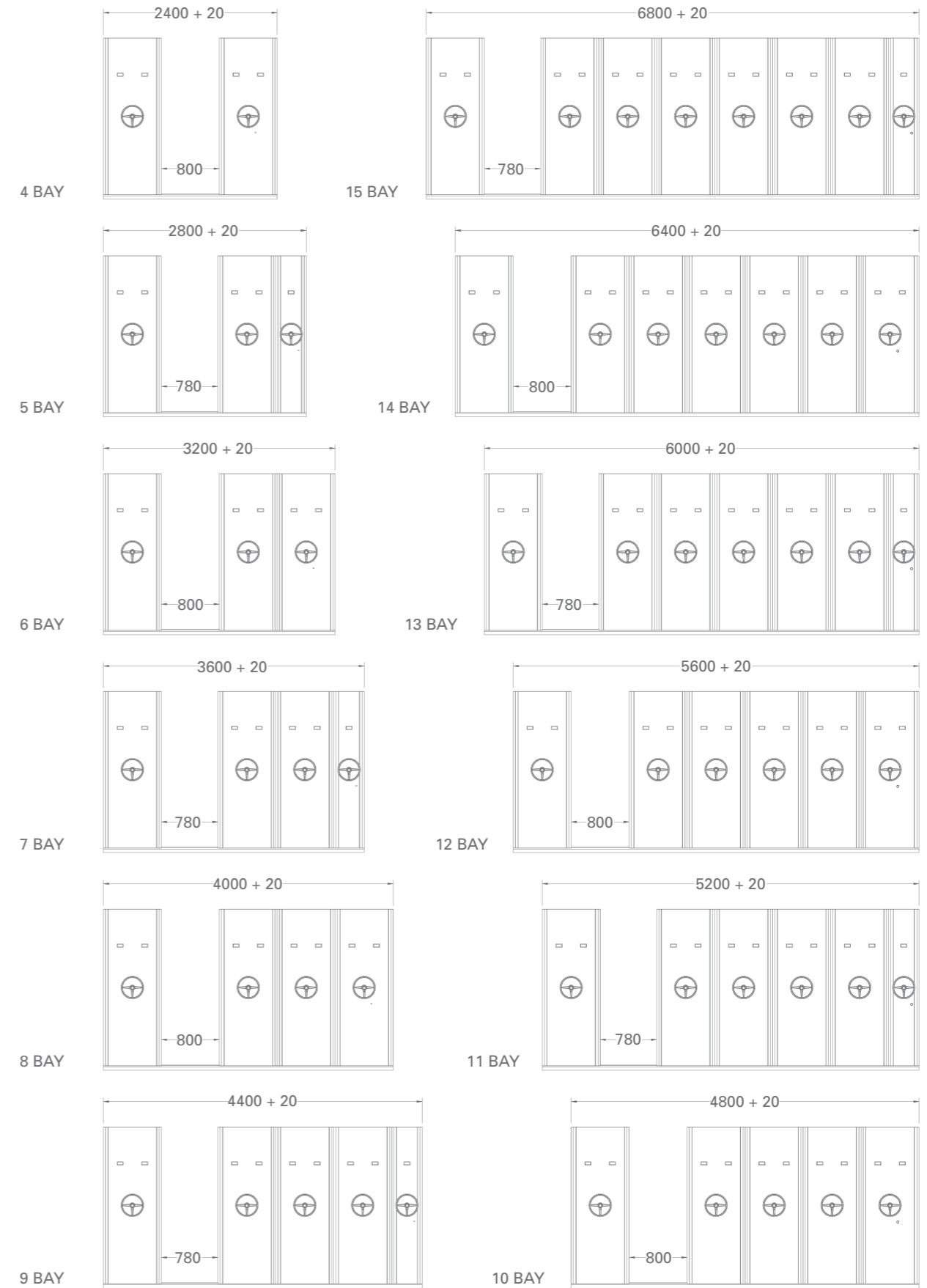
STANDARD BAY TYPES



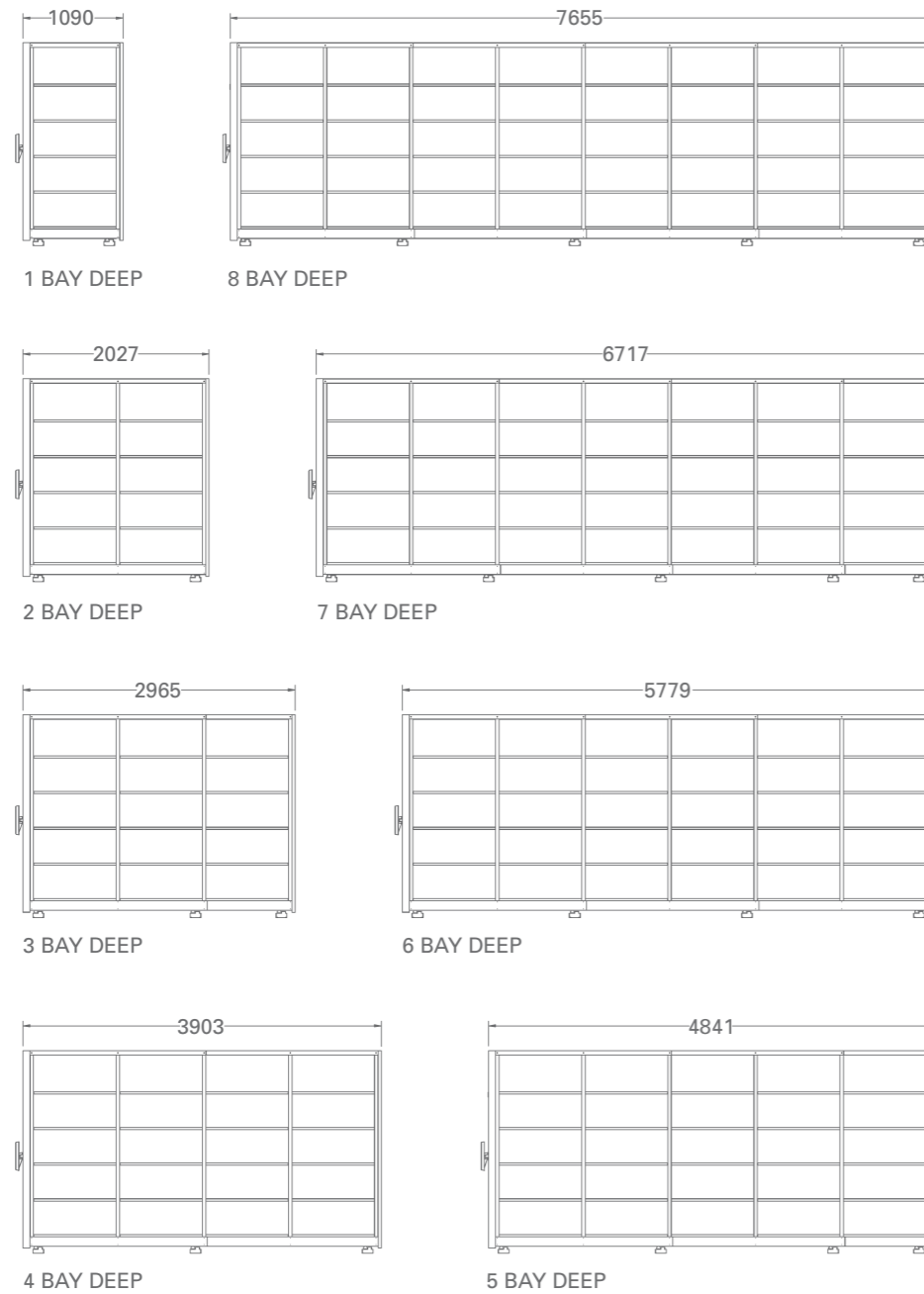
BAY LOAD



BAY CONFIGURATIONS



BAY DEEP CONFIGURATIONS



STOCK

ACCESSORIES



MMC001 STOCK
 DESC : MMC DESK TOP
 DIMENSION : 852(W) X 360(D) X 37(H)
 PACKING DIM : 872 X 380 X 47
 WEIGHT / VOL : 4 KG / 0.02 M³




MMC002 STOCK
 DESC : MMC LATERALFRAME
 DIMENSION : 895(W) X 360(D) X 97(H)
 PACKING DIM : 915 X 380 X 117
 WEIGHT / VOL : 5 KG / 0.04 M³



MMC003 STOCK
 DESC : MMC SHELF
 DIMENSION : 897(W) X 361(D) X 25(H)
 PACKING DIM : 910 X 380 X 40
 WEIGHT / VOL : 2.2 KG / 0.01 M³




MMC004 STOCK
 DESC : MMC CLOTH HANGING ROD
 DIMENSION : 870(W) X 333(D) X 70(H)
 PACKING DIM : 890 X 90 X 90
 WEIGHT / VOL : 1.5 KG / 0.01 M³




MMC005 STOCK
 DESC : MMC DRAWER
 DIMENSION : 875(W) X 360(D) X 150(H)
 PACKING DIM : 895 X 380 X 170
 WEIGHT / VOL : 6 KG / 0.07 M³






MMC006 STOCK
 DESC : MMC SWING DOOR
 DIMENSION : 895(W) X 20(D) X 1985(H)
 PACKING DIM : 70 X 500 X 2000
 WEIGHT / VOL : 15 KG / 0.07 M³



COMPACTOR TEST REPORT



FURNITURE TESTING LABORATORY (FTL)
(MAKMAL UJIAN PERABOT)
FOREST RESEARCH INSTITUTE MALAYSIA (FRIM)
52109 KEPONG
SELANGOR DARUL EHSAN, MALAYSIA
TEL: 03-6279 7381/86/ 83 FAX: 03-62804615
EMAIL: FRIM_R08@frim.gov.my

ACCREDITATION FIRA 601
MS ISO/IEC 17025
TESTING
SAMH NO. 483

CONFIDENTIAL

DATE OF TEST	START : 16/2/2017
	END : 20/2/2017
AVERAGE MOISTURE CONTENT	BEFORE TEST : not applicable
	AFTER TEST : not applicable
TEMPERATURE RANGE DURING TESTING	: 24.1°C – 25.1°C
INITIAL INSPECTION	: NO DEFECT(S) FOUND

BS EN 14073-2: 2004
Office Furniture – Storage Furniture – Part 2: Safety requirements

CLAUSE	TEST DESCRIPTION	PARAMETER	RESULT
3.4	General Safety Requirements		
	a) Accessible edges & corners are free from burrs and rounded @ chamfered. No open ended tubes	-	COMPLY
	b) The safety distance between accessible moveable parts is ≤ 8mm @ ≥ 25mm with exception of doors, flaps & extension element	-	N.A
	c) Adjustable parts shall be such as to prevent inadvertent operation @ release	-	N.A
	d) All extension elements whose mass including content exceeds 10kg shall have effective open stops (resist being pulled out by force of 200N Vertically sliding roll fronts shall not close by themselves from any position higher than 200mm	-	N.A
	e) Extension elements shall have effective open stop	-	N.A
3.5.1	Test Sequence for Floor Standing Units		
EN 14073-3:2004, 5.3.1	Pull out of shelves	Horizontal Force : 12.8N	PASS
EN 14073-3:2004, 5.3.2	Strength of shelf supports	Load: 70 kg ¹ 10 times	PASS
EN 14073-3:2004, 5.4	Strength of top surfaces	-	N.A
EN 14074:2004, 6.2.1	Strength of extension elements	-	N.A
EN 14074:2004, 6.2.3	Slam open of extension elements	-	N.A
EN 14074:2004, 6.2.4	Interlock test	-	N.A
EN 14073-3:2004, 5.5.1 & 5.5.2	Stability of free standing units unloaded/loaded	Vertical downwards load: 50N	PASS

Note(s):

- ¹ – Load as specified by the manufacturer
- N.A** – Test not applicable to the sample
- Test carried out and reported are those relevant to the article submitted for test

Job number: **FRIM/FTL 10/1/17**
Page 4 of 5

CONFIDENTIAL

COMPACTOR TEST REPORT



FURNITURE TESTING LABORATORY (FTL)
(MAKMAL UJIAN PERABOT)
FOREST RESEARCH INSTITUTE MALAYSIA (FRIM)
52109 KEPONG
SELANGOR DARUL EHSAN, MALAYSIA
TEL: 03-6279 7381/86/ 83 FAX: 03-62804615
EMAIL: FRIM_R08@frim.gov.my





ACCREDITATION FIRA 601
MS ISO/IEC 17025
TESTING
SAMH NO. 483

CONFIDENTIAL

NOTE:
Tests carried out according to the requirements of current standards are intended to demonstrate the ability of the item to give satisfactory services in its intended environment. It should be understood that such tests do not ensure that structural failure will not eventually occur as a result of habitual misuse or after an excessive long period of services.

TESTED BY:

1. ZAWAWI B. KASSIM (DQM) *[Signature]*

ASSISTED BY:

1. MUHAMMAD TAUFIQ (DTM) *[Signature]*



Photo 1: Test sample

Item description:

Material: **Metal**
Dimension: **1090mm (W) X 800mm (D) X 2230 mm (H)**

Job number: **FRIM/FTL 10/1/17**
Page 5 of 5

CONFIDENTIAL

Wintech Metal Processing Sdn. Bhd. (560894-T)

180, Jalan 5,
Kompleks Perabot Olak Lempit,
Mukim Tanjung 12,
Daerah Kuala Langat,
42700 Banting,
Selangor Darul Ehsan, Malaysia.

t • +603 3149 2377
f • +603 3149 2378 (General)
• +603 3149 1091 (Sales & Marketing)
e • enquiries@wintech.com.my
w • www.wintech.com.my